BEST SELLERS OF 2022

1

RAY

Electromechanical gear motor for swing gates with leaves up to 4m, 24Vdc with intergrated night light system

KEY
NEW COLOR

Built-in LED light mask

Possibility to unlock motor with transmitter

Robust bronze lock nut on endless screw

Metal gearing (RAY4024E, RAY4024R, RAY3024F)

MODELS

	CODE	DESCRIPTION	PCS PALLET
24V	**RAY2524**	For swing gates with maximum length 3 m or max weight 500 kg per leaf, 24 Vdc motor	25
24V	**RAY2524E** NEW	For swing gates with maximum length 3 m or max weight 500 kg per leaf, 24 Vdc motor, with encoder	25
24V	**RAY4024E**	For swing gates with maximum length 4 m or max weight 600 kg per leaf, 24 Vdc motor, with encoder	25
24V	**KRAY4024R**	For swing gates with maximum length 4 m or max weight 500 kg per leaf, 24 Vdc motor, reversible, included of power module PO24R, with encoder	25
24V	**RAY3024F**	For swing gates with maximum length 3 m or max weight 300 kg per leaf, 24 Vdc motor, with encoder	25

PLUS

High technological materials resistant to weather conditions

User friendly. Manual unlock possible with Sub transmitter

Built in LED light in the front of the motor body, to light up gate entrance and define width of the passage at night

UV-resistant plastic covers

Aligned front and rear mounting brackets for ease of motor installation

Extremely silent mechanics, protected by robust die-cast and powder-coated aluminum body

FASTLINE

RAY FAST: opening speed at 90° in 10 seconds*

* slow down phase excluded

TECHNICAL DATA

		RAY2524	RAY2524E	RAY4024E	KRAY4024R	RAY3024F
MECHANICAL DATA						
speed	cm/s	2,6	2,6	1,5	3	3,8
pulling force	N	1500	1500	2000	1000	1000
working cycle	%	80	80	80	80	50
opening time at 90°	sec	18-25*	18-25*	20-25*	20-25*	10-15*
ELECTRICAL DATA						
control board		14AB	14AB	14AB2	14AB2	14AB2F
power	Vdc	24	24	24	24	24
consumption	A	3,5	3,5	5	5	5
absorbed power	W	85	85	120	120	120
integrated lights		yes	yes	yes	yes	yes
GENERIC DATA						
protection degree	IP	44	44	44	44	44
dimensions (L - D - H)	mm	844 - 100 - 104				
weight	kg cad	6	6	8	8	8
working temperature	°C	-20 + 55	-20 + 55	-20 + 55	-20 + 55	-20 + 55
leaf maximum weight	Kg	500	500	600	500	300

* with optimized fixing dimensions

LIMIT USE

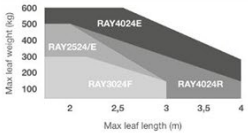

Gate shape and height and weather conditions can considerably reduce the values shown above, in the graph. 230 Vac motors are suggested for windy areas. The RAY4024 model is recommended for condominium installations.

DIMENSIONS

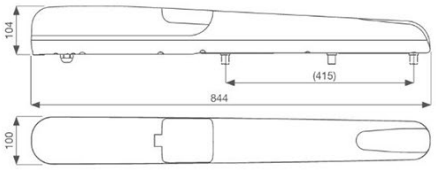

ACCESSORIES

ADFB
Pair of adjustable front mounting brackets

PC 1

ADRB
Pair of adjustable rear mounting brackets

PC 1

ADWA
Adapter kit for competitors motors

PC 1

FCRAY
Mechanical stop in closing

PC 1

ELS-C
Horizontal 12 V electrolock

PC 1

KBP
Battery back-up kit

PC 1

KITFIXBATT
Fixing brackets for batteries

PC 1

KC
Unlock key cylinder

PC 1

EXRB
Extention bracket for outside opening

PC 1

STAF032A00
Adapting rear bracket

PC 1

550CABL045A00 *
Special cable for Eclipse RG174 50 Ohm + 4 × 0,50 mm² (100m)

PC 1

14AB2
Control unit in box for two 24 Vdc motors

PC 1

14AB2F
Control unit in box for two 24 Vdc motors (only RAY3024F)

PC 1

EGS101
Key selector with all-metal body

PC 1

DYL
Display module Cable length 120 cm (only 14A)

PC 1

KUBEPRO
Wireless module for programming (only 14A)

PC 1

TS
Warning board

PC 1

* it is not recommended to use a connection longer than 4 m to avoid sensible loss of reach

Electromechanical gear motor for swing gates with leaves up to 4m, 24Vdc and 230 Vac

Stylish design screwless at sight

Possibility to unlock motor with transmitter

Brackets in line

Metal gearing (RAY40, RAY4224E)

MODELS

	CODE	DESCRIPTION	PCS PALLET
	RAY40	For swing gates with maximum length 4 m or max weight 600 kg per leaf, 230 Vac motor	25
24V	**RAY2224**	For swing gates with maximum length 3 m or max weight 500 kg per leaf, 24 Vdc motor	25
24V	**RAY4224E** NEW	For swing gates with maximum length 4 m or max weight 600 kg per leaf, 24 Vdc motor with encoder	25

PLUS

- High technological materials resistant to weather conditions
- Manual unlock possible with Sub transmitter. User friendly
- UV-resistant plastic covers
- Extremely silent mechanics, protected by robust die-cast and powder-coated aluminum body
- Aligned front and rear mounting brackets for ease of motor installation

TECHNICAL DATA

		RAY40	RAY2224	RAY4224E
MECHANICAL DATA				
speed	cm/s	1,6	2,6	1,5
pulling force	N	2000	1500	2000
working cycle	%	40	80	80
opening time at 90°	sec	20-25*	18-25*	20-25*
ELECTRICAL DATA				
control board		CT202	CT20224	CT20224E
power	Vac	230	-	-
	Vdc	-	24	24
consumption	A	1,2	3,5	5
absorbed power	W	280	85	120
capacitor	μF	8	-	-
thermoprotection	°C	150	-	-
GENERIC DATA				
protection degree	IP	44	44	44
dimensions (L - D - H)	mm		844 - 100 - 104	
weight	kg cad	8	6	8
working temperature	°C	-20 + 55	-20 + 55	-20 + 55
leaves maximum weight	Kg	600	500	600

* with optimized fixing dimensions

LIMIT USE

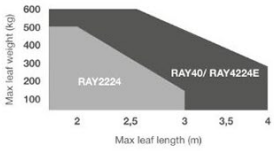

Gate shape and height and weather conditions can considerably reduce the values shown above, in the graph. 230 Vac motors are suggested for windy areas. The RAY4224E model is recommended for condominium installations.

DIMENSIONS

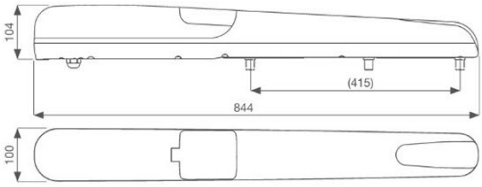

ACCESSORIES

ADFB
Pair of adjustable front mounting brackets

PC 1

ADRB
Pair of adjustable rear mounting brackets

PC 1

ADWA
Adapter kit for competitors motors

PC 1

FCRAY
Mechanical stop in closing

PC 1

ELS-C
Horizontal 12 V electrolock

PC 1

KBP
Battery back-up kit

PC 1

KITFIXBATT
Fixing brackets for batteries

PC 1

KC
Unlock key cylinder

PC 1

EXRB
Extention bracket for outside opening

PC 1

STAF032A00
Adapting rear bracket

PC 1

CT20224
Control unit in box for two 24 Vdc motors
(only RAY2224)

PC 1

CT20224E
Control unit in box for two 24 Vdc motors with encoder (only RAY4224E)

PC 1

CT202
Control unit in box for two 230 Vac motors
(only RAY40)

PC 1

EGS101
Key selector with all-metal body

PC 1

TS
Warning board

PC 1

2

STAR

Sturdy telescopic stem

Robust gears and mechanical parts

New version without encoder

Metallic release system

MODELS

PLUS

	CODE	DESCRIPTION	PCS PALLET
24V	**STAR3024**	For swing gates with maximum length 3 m per leaf, pair of irreversible 24 Vdc motors, without encoder (2 pcs, left and right)	21

- Version without encoder
- Easy slowdown and open limit settings
- Mechanical parts well protected from external debris
- Compatible with control unit CT20224
- Available in kit version
- Motor up to 3 m max length

TECHNICAL DATA

		STAR3024
MECHANICAL DATA		
speed	cm/s	2,5
pulling force	N	1400
working cycle	%	80
opening time at 90°	sec	18-25
ELECTRICAL DATA		
control board		CT20224
power	Vdc	24
consumption	A	3,5
absorbed power	W	85
GENERIC DATA		
protection degree	IP	54
dimensions (L - D - H)	mm	741 - 115 - 177
weight	kg cad	3,2
working temperature	°C	-20 + 55
leaves maximum weight	Kg	400

ACCESSORIES

ELS-C
Horizontal 12 V electrolock

PC 1

KBP
Battery back-up kit

PC 1

KITFIXBATT
Fixing brackets for batteries

PC 1

CT20224
Control unit in box for two 24 Vdc motors

PC 1

EGS101
Key selector with all-metal body

PC 1

TS
Warning board

PC 1

LIMIT USE

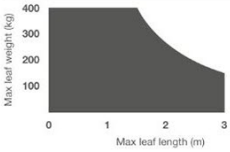

Gate shape and height and weather conditions can considerably reduce the values shown above, in the graph.

DIMENSIONS

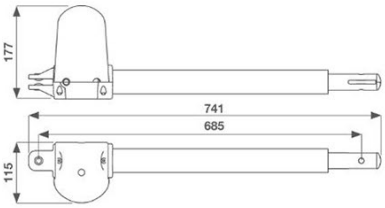

3 SUN

Electromechanical gear motor for sliding gates up to 1100kg, 24 Vcd with integrated night light system

NEW COLOR
KEY

Control board 14A

Built-in LED light

Robust gear reduction with self-standing bearing

Stylish design screwless at sight

MODELS

	CODE	DESCRIPTION		PCS PALLET
24V	**SUN4024**	For sliding gates up to 400 Kg, 24 Vdc motor, control unit 14A with slowdown and electric limit switch		36
24V	**SUN7024**	For sliding gates up to 700 Kg, 24 Vdc motor, control unit 14A with slowdown and electric limit switch		36
24V	**SUN11024**	For sliding gates up to 1100 Kg, 24 Vdc motor, control unit 14A with slowdown and electric limit switch		36
24V	**SUN5024F**	For sliding gates up to 500 Kg, 24 Vdc fast motor, control unit 14A with slowdown and magnetic limit switch		36

PLUS

- Built-in LED light
- High technological materials resistant to weather conditions
- Gear reduction with extra-large bearing with high performance
- Extremely silent mechanics, protected by robust die-cast and powder-coated aluminum body
- With 24 Vdc control unit 14A
- The release system is ergonomic, efficient and easily accessible
- Magnetic limit switch version upon request
- Back-up battery (optional) on board
- UV-resistant plastic covers

FASTLINE
SUN FAST: Opening speed up to 40 cm/sec

TECHNICAL DATA

ACCESSORIES

		SUN4024	SUN7024	SUN11024	SUN5024F
MECHANICAL DATA					
speed	cm/s	26*	25*	20*	40*
torque	Nm	18	26	38	23
working cycle	%	80	80	80	80
ELECTRICAL DATA					
control board		14A	14A	14A	14AF
power	Vac	230	230	230	230
consumption	A	1,2	1,5	1,8	1,3
absorbed power	W	250	345	360	300
capacitor	µF	-	-	-	-
thermoprotection	°C	-	-	-	-
integrated lights		yes	yes	yes	yes
GENERIC DATA					
protection degree	IP	44	44	44	44
dimensions (L - D - H)	mm	330 - 210 - 300			
weight	kg	12	12,5	13	13
working temperature	°C	-20 + 55	-20 + 55	-20 + 55	-20 + 55
gate maximum weight	Kg	400	700	1100	500

* variable according to the gate weight
Models of 700 kg and upward are recommended for condominium installations

RN800 *
M4 nylon rack L=1000 mm for gates up to 800 kg

€/m

CREM-8 **
M4 zinc coated rack 30x8 mm L=1000 mm

€/m

CREM-12 **
M4 zinc coated rack 30x12 mm L=1000 mm

€/m

KBP
Battery back-up kit

PC 1

KCS
Unlock kit with key

PC 1

550CABL045A00 ***
Special cable for Eclipse RG174 50 Ohm + 4 × 0,50 mm² (100m)

PC 1

EGS101
Key selector with all-metal body

PC 1

DYL
Display module
Cable length
120 cm (only 14A)

PC 1

KUBEPRO
Wireless module for programming (only 14A)

PC 1

KUBE
Module for automation control from smartphone

PC 1

TWIN
Interface for master/slave function (SUN5024F, SUN7024 and SUN11024)

PC 1

TS
Warning board

PC 1

DIMENSIONS

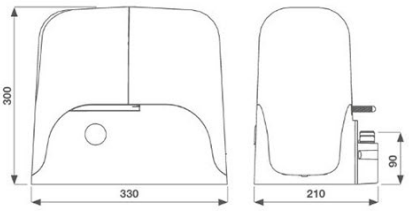

Electromechanical gear motor for sliding gates up to 700kg, 24 Vcd

Manual unlock with trasmitter

Robust gear reduction with self-standing bearing

CT10224 control board with integrated receiver

MODELS

	CODE	DESCRIPTION	PCS PALLET
24V	**SUN4224**	For sliding gates up to 400 Kg, 24 Vdc motor, control unit CT10224 with slowdown and electric limit switch. Integrated receiver	36
24V	**SUN7224**	For sliding gates up to 700 Kg, 24 Vdc motor, control unit CT10224 with slowdown and electric limit switch. Integrated receiver	36

PLUS

Integrated receiver

High technological materials resistant to weather conditions

Gear reduction with extra-large bearing with high performance

Extremely silent mechanics, protected by robust die-cast and powder-coated aluminum body

With 24 Vdc CT10224 control unit with integrated display

The release system is ergonomic, efficient and easily accessible

Magnetic limit switch version upon request

Back-up battery (optional) on board

UV-resistant plastic covers

TECHNICAL DATA

		SUN4224	SUN7224
MECHANICAL DATA			
speed	cm/s	26*	25*
torque	Nm	18	26
working cycle	%	80	80
ELECTRICAL DATA			
control board		CT10224	CT10224
power	Vac	230	230
consumption	A	1,2	1,5
absorbed power	W	250	345
capacitor	µF	-	-
thermoprotection	°C	-	-
GENERIC DATA			
protection degree	IP	44	44
dimensions (L - D - H)	mm	330 - 210 - 300	
weight	kg	12	12
working temperature	°C	-20 + 55	-20 + 55
gate maximum weight	Kg	400	700

* variable according to the gate weight
Models of 700 kg and upward are recommended for condominium installations

ACCESSORIES

RN800 *
M4 nylon rack L=1000 mm for gates up to 800 kg

€/m

CREM-8 **
M4 zinc coated rack 30x8 mm L=1000 mm

€/m

CREM-12 **
M4 zinc coated rack 30x12 mm L=1000 mm

€/m

KBP
Battery back-up kit

PC 1

KCS
Unlock kit with key

PC 1

EGS101
Key selector with all-metal body

PC 1

TWIN
Interface for master/slave function (SUN7224)

PC 1

TS
Warning board

PC 1

DIMENSIONS

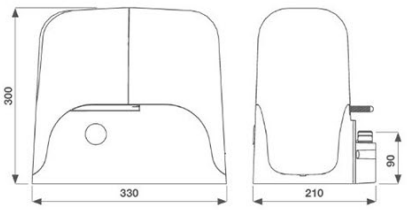

4 TURBO

LCD display

Sturdy and performing motors

MODELS

	CODE	DESCRIPTION	PCS PALLET
24V	SC4224	For sliding gates up to 400 Kg, 24 Vdc motor, control unit with slowdown and electric limit switch, with built-in radio receiver	36
24V	TU7224	For sliding gates up to 700 Kg, 24 Vdc motor, control unit with slowdown and electric limit switch, with built-in radio receiver	36
	SC52	For sliding gates up to 500 Kg, 230 Vac motor, control unit with slowdown and electric limit switch	36
	SC82	For sliding gates up to 800 Kg, 230 Vac motor, control unit with slowdown and electric limit switch	36

PLUS

With slowdown function both in opening and closing to preserve gate integrity

Easy maintenance thanks to the horizontal control unit position

With fixing plate included

With 24 Vdc CT10224 control unit with integrated display

With 230 Vac CT102B control unit with integrated display

Electronic and mechanical parts well protected from weather conditions

TECHNICAL DATA

		SC4224	TU7224	SC52	SC82
MECHANICAL DATA					
speed	cm/s	24	23	16	16
torque	Nm	18	34	16	23
working cycle	%	50	80	30	30
ELECTRICAL DATA					
control board		CT10224	CT10224	CT102B	CT102B
power	Vac	230	230	230	230
consumption	A	1,2	2,5	1,3	1,9
absorbed power	W	250	500	300	450
capacitor	µF	-	-	12,5	16
thermoprotection	°C	-	-	150	150
GENERIC DATA					
protection degree	IP	44	44	44	44
dimensions (L - D - H)	mm	320 - 184 - 260			
weight	kg	11	11	12	12,5
working temperature	°C	-20 + 55	-20 + 55	-20 + 55	-20 + 55
gate maximum weight	Kg	400	700	500	800

ACCESSORIES

RN800 *
M4 nylon rack L=1000 mm for gates up to 800 kg

€/m

CREM-8 **
M4 zinc coated rack 30x8 mm L=1000 mm

€/m

CREM-12 **
M4 zinc coated rack 30x12 mm L=1000 mm

€/m

EGS101
Key selector with all-metal body

PC 1

TS
Warning board

PC 1

DIMENSIONS

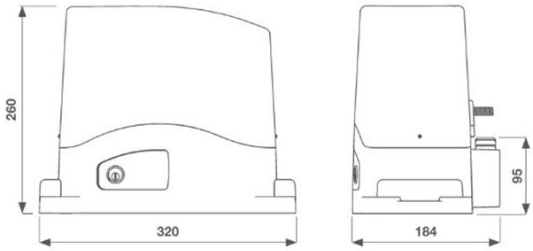

5 HALO

NEW POWER
and new LED rail RAL41 with 4 metres lighting

Rail with LED light

Side-opening hatch


Compact head unit (total height 8 cm)

Installations on spring shaft/cross beam

MODELS

	CODE		DESCRIPTION	PCS PALLET
24 V	HA8	NEW	For sectional doors up to 11 sqm (with 3 m rail) or 12 sqm (with 4 m rail), a 24 Vdc motor and a control unit with an integrated receiver	64
24 V	HA12	NEW	For sectional doors up to 16 sqm (with 3 m rail) or 19 sqm (with 4 m rail), a 24 Vdc motor and a control unit with an integrated receiver	64

RAILS

CODE	DESCRIPTION
RAL31	Aluminum belt rail with integrated LED lighting, 3090 mm (1x3m) one-piece rail
RAL41	Aluminum belt rail with integrated LED lighting, 4090 mm (1x4m) one-piece rail
RAB3X1P	Steel belt rail, 3100 mm (3x1.03m) 3-pieces rail
RAB2X2P	Steel belt rail, 4100 mm (2x2.05m) 2-pieces rail
RAB31	Steel belt rail, 3100 mm (1x3.1m) one-piece rail
RAB41	Steel belt rail, 4100 mm (1x4.1m) one-piece rail
RAB61	Steel belt rail, 6200 mm (2x3.1m) 2-pieces rail

PLUS

Side-opening hatch for access to electronics

Illuminates the garage with double row of leds with maximum length of 4 m for a total of 40W LED

Carriage completely integrated into the rail

Two-button programming, with KUBE PRO receiver or with DYL cabled display

Door opening via smartphone (with KUBE)

Extruded aluminium rubber powder-coated in RAL9010

Standard rail with C profile in steel with belt traction, total length of 3, 4 or 6m, rail in a single piece or in 3 pieces 3 m-long each

3 installation modes: classic, on cross beam, on spring shaft

Compact head unit (total height 8 cm) with runner integral in unit, allowing installation close to the spring shaft

TECHNICAL DATA

		HA8	HA12
MECHANICAL DATA			
speed	cm/s	15	15
force	N	800	1200
max cycles/hour (1)		20	20
ELECTRICAL DATA			
power supply	Vac	230 (±10%) 50Hz	
flashing	W	3 max	3 max
courtesy light on rail with integrated LEDs	W	-	40 max
accessories power output	mA	100 (24 Vdc not regulated)	
max no. of transmitters that can be stored ROLLING CODE		90	90
GENERIC DATA			
degree of protection	IP	20	20
dimensions (L x D x H):	mm	330 - 235 - 84	
weight	kg	6,250	6,8
working temperature	°C	-10 + 45	-10 + 45
maximum door size	m²	12	19
maximum door weight	kg	120	200

LIMIT USE

Sectional	Up-and-over slide-away
HA8 with 3 m rail	
S max=11m² - H max = 2,6m	S max=10m² - H max = 3m
HA8 with 4 m rail	
S max=12m² - H max = 3,6m	S max=11m² - H max = 3,4m

Sectional	Up-and-over slide-away
HA12 with 3 m rail	
S max=16m² - H max = 2,6m	S max=16m² - H max = 3m
HA12 with 4 m rail	
S max=19m² - H max = 3,6m	S max=17m² - H max = 3,4m

INSTALLATION MODES

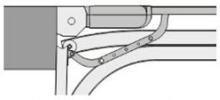
Spring shaft installation

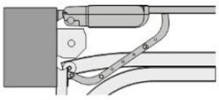
Cross beam installation

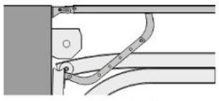
Classic installation

DIMENSIONS

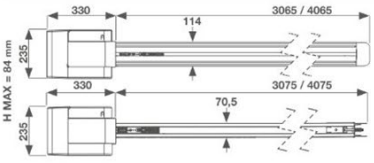

COMPATIBILITY HEAD - RAIL

	HA8	HA12
RAB31	X	X
RAB3X1P	X	X
RAB41	X	X
RAB61		X
RAL31		X
RAL41		X

ACCESSORIES

HAL2
Swinging arm for counterweight overhead doors
PC 1

SBCO
External unlocking system
L=3000 mm
PC 1

HAL1S
Kit for external unlock with key and metal cord for insulated overhead doors
PC 1

SBLST
Kit for external unlock with key and metal cord for uninsulated overhead doors
PC 1

HAL3
Kit supplementary fixing ceiling rail
(for steel rail)
PC 1

HAL4
Kit 2 supplementary fixing clamps
(for steel rail)
PC 1

HAL5
Kit supplementary fixing ceiling rail
(for Led rail)
PC 1

HAL6
Kit for wall support
(for Led rail)
PC 1

TO1M
Touch transmitter, 1 channels, rolling code
PC 1

TO2M
Touch transmitter, 2 channels, rolling code
PC 1

TO2MP
Touch transmitter, 2 channels, with motion sensor
PC 1

TO1U
Touch transmitter, 1 channel, rolling code, to be recessed in the door panel
PC 1

550CABL045A00 *
Special cable for Eclipse RG174 50 Ohm + 4 × 0,50 mm²
(100m)
PC 1

520STAF029A00
Fixing clamp
PC 1

DYL
Display module
Cable length
120 cm
PC 1

KUBEPRO
Wireless module for programming
PC 1

KUBE
Module for automation control from smartphone
PC 1

KBPN
NiMH battery back-up kit
PC 1

KBP
Battery back-up kit
PC 1

KVIPLEDFW
Kit to light up the garage door
PC 1

---

(1) for 2,4x2m LxH door. Data are subject to smoothness and balance of the door and the type of rail used

* it is not recommended to use a connection longer than 4 m to avoid sensible loss of reach

Double Led flashing light

Metallic gear + shock resistant motor (ALT624K)

CT10224 control unit with integrated display

New bar of 5 m for ALT4K

MODELS

	CODE	DESCRIPTION	PCS PALLET
24V	**ALT324KF**	Barrier body, 24 Vdc motor, with control unit in box, with integrated receiver, with encoder, double built-in led flashing light. For 3 m bar, connection for bars included	5
24V	**ALT424K**	Barrier body, 24 Vdc motor, with control unit in box, with integrated receiver, with encoder, double built-in led flashing light. For 4 m bar, connection for bars included	8
24V	**ALT624K**	Barrier body, 24 Vdc motor, with control unit in box, with integrated receiver, with encoder, double built-in led flashing light. For 6 m bar, connection for bars included	5

PLUS

For intensive use, for private and public solutions

Double built-in flashing light, two-coloured green/red

Double spring (6 m model) to counter balance movement and make it more fluent

Universal box: bar can be installed both right or left

Possibility to set different speed in opening and closing motion

With 24 Vdc CT10224 control unit with integrated display

Encoder for obstacle detection and immediate run inversion

Robust gears and levers for reliable functioning over time

Energy saving mode

Integrated receiver

Anti-UV rays epoxy power coating

TECHNICAL DATA

		ALT324KF	ALT424K	ALT624K
MECHANICAL DATA				
torque	Nm	40	200	305
working cycle	%	50	80	80
opening time at 90° **	sec	1	3,5	6/12*
ELECTRICAL DATA				
control board		CT10224F	CT10224	CT10224
power	Vac	230	230	230
consumption	A	1,6	1,3	1,3
absorbed power	W	330	300	300
integrated lights		yes	yes	yes
GENERIC DATA				
protection degree	IP	54	54	54
dimensions (L - D - H)	mm	400 - 280 - 1188	320 - 220 - 1110	400 - 280 - 1188
weight	kg	62	47	67
working temperature	°C	-20 + 55	-20 + 55	-20 + 55
maximum bar length	m	3	4	6 *(8 mt)

* with 8 m bar
** without accessories

HOW TO CHOOSE THE LED LIGHT SYSTEM FOR BARRIERS







DIMENSIONS

ALT424K

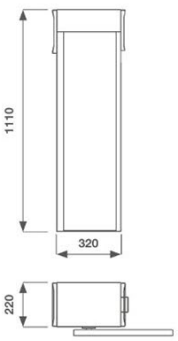

ALT324KF / ALT624K

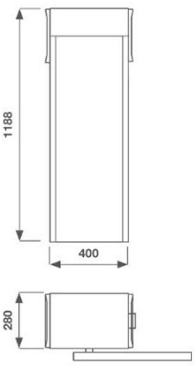

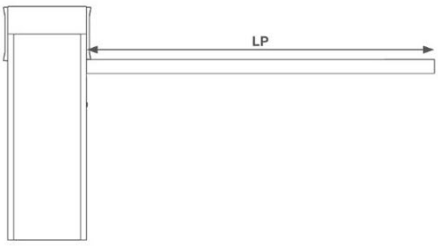

BAR	CODE	CLEAR OPENING (LP)
3 m	ALT324KF + AST3F	2740 mm
4 m	ALT424K + ASTL4	3780 mm
4 m	ALT424K + ASTL4J	3780 mm
5 m	ALT424K + ASTL5	4780 mm
6 m	ALT624K + ASTL6	5640 mm
6 m	ALT624K + ASTL6J	5640 mm
8 m	ALT624K + ASTL8	8040 mm

ALT324KF ACCESSORIES

AST3F
Aluminum tubular bar L=3 m Ø 60 mm (not fitting with accessories)
PC 1

CP-BR6
Anchorage plate with rag bolts
PC 1

ALT424K ACCESSORIES

ASTL4
Aluminum bar L=4 m Ø 60 mm (without accessories)
PC 1

ASTL4J
2+2 m aluminum bar Ø 60 mm + joint
PC 1

AS-SNO3
Aluminum bar with articolated joint (max. L. 3 m) preassembled. Only for ALT424K
PC 1

ASTL5 *
Aluminum bar L=5 m Ø 60 mm (without accessories)
PC 1

CP-BR
Anchorage plate with rag bolts
PC 1

PROFT
Flexible rubber profile, 8 m and plug set for ASTL4 (transparent)
PC 1

ALT624K ACCESSORIES

ASTL6
Aluminum bar
L=6 m Ø 90 mm
(without accessories)

PC 1

ASTL6J
3+3 m aluminum bar, Ø 90 mm + joint

PC 1

ASTL8 **
4,2+4,2 m
aluminum bar, Ø 90 mm + joint + springs

PC 1

CP-BR6
Anchorage plate
with rag bolts

PC 1

PROFT6
Flexible rubber profile,
12 m and plug set
(transparent)

PC 1

PROFT8
Flexible rubber profile,
16 m and plug set
(transparent)

PC 1

ACCESSORIES

APFX
Fixed support
RAL 7047

PC 1

APM
Mobile support
RAL 9010

PC 1

CTLIGHT2
Control unit for
KLIGHT

PC 1

KLIGHT4
Led lights for 4 m bar

PC 1

KLIGHT6
Led lights for 5 and 6 m bar

PC 1

KLIGHT8
Led lights for 8 m bar

PC 1

LOOP2
Magnetic sensor, one coil, one outputs

PC 1

SKIRT2
Kit fence, length
1,7 m

PC 1

KBP
Battery back-up kit

PC 1

KITFIXBATT
Fixing batteries
brackets

PC 1

AD
Red reflecting
adhesive stripes

PC 1

TWIN
Interface for
master/slave function

PC 1

SNAP
Snap-off system
for ALT324KF

PC 1

* for ASTL5 the combining of PROFT6, KLIGHT6 and APFX is recommended

** for ASTL8 the combining of APFX is recommended